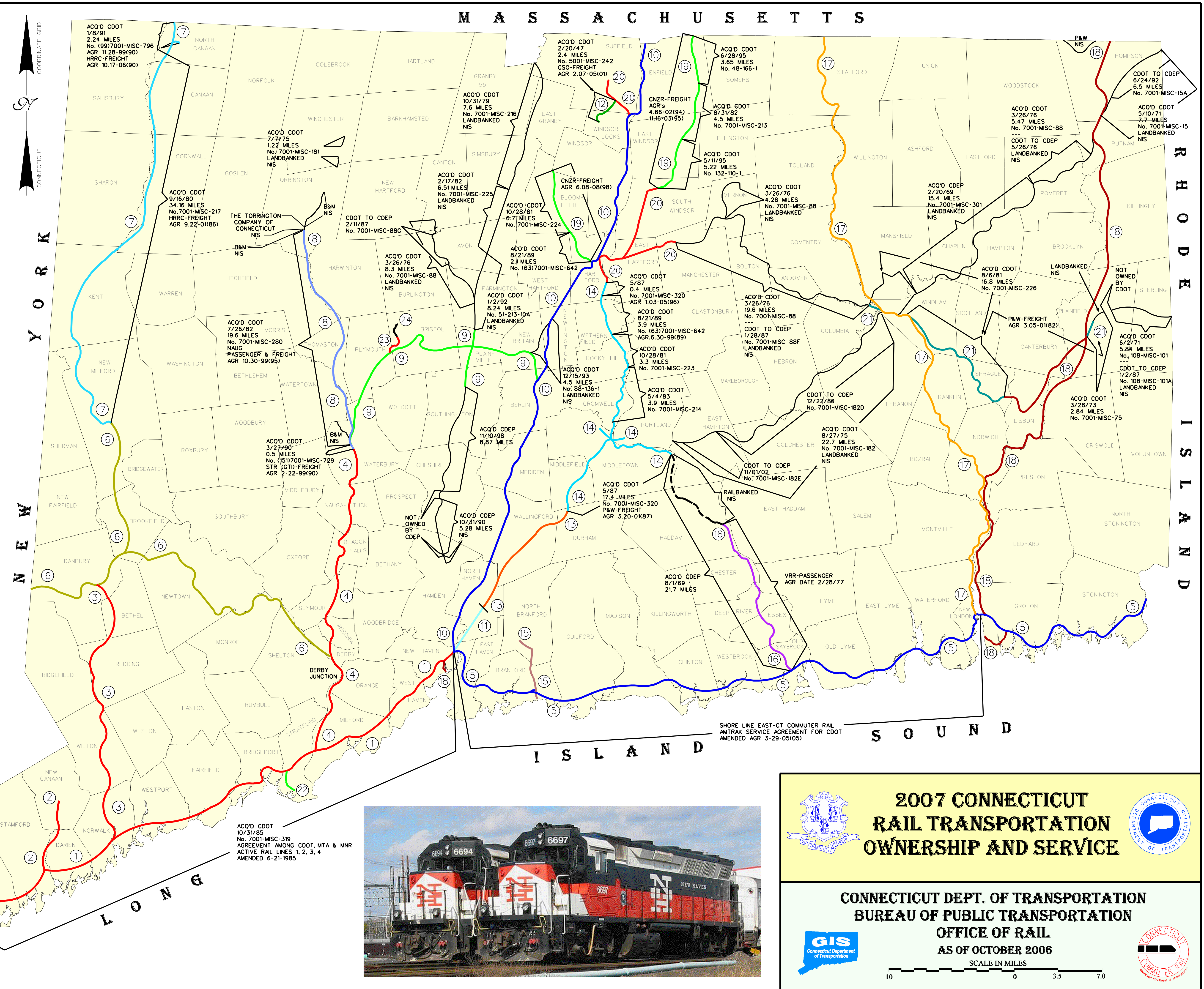



ACTIVE RAIL LINES				
NO.	LOCATION	OWNER	PASSENGER SERVICE	FREIGHT SERVICE
1	NY STATE LINE (GREENWICH) TO NEW HAVEN 1) NEW HAVEN MAIN LINE 2) NORTHEAST CORRIDOR (WEST)	CDOT 10/31/85 No. 7001-MISC-319	1) MNR 2) AMTRAK	CSX
2	STAMFORD TO NEW CANAAN (NEW CANAAN BRANCH)	CDOT 10/31/85 No. 7001-MISC-319	MNR	CSX
3	NORWALK TO DANBURY (DANBURY BRANCH)	CDOT 10/31/85 No. 7001-MISC-319	MNR	P&W
4	(WATERBURY BRANCH) 1) MILFORD TO DERBY JCT 2) DERBY JCT TO WATERBURY	CDOT 10/31/85 No. 7001-MISC-319	MNR	1) P&W 2) STR
5	NEW HAVEN TO RI STATE LINE (STONINGTON) 1) NEW HAVEN TO NEW LONDON 2) NORTHEAST CORRIDOR (EAST)	AMTRAK	1) SHORE LINE EAST 2) AMTRAK	P&W
6	1) DERBY JCT TO NY STATE LINE (DANBURY) 2) BROOKFIELD TO NEW MILFORD	HRRC	NONE	HRRC
7	NEW MILFORD TO MA STATE LINE (N. CANAAN)	CDOT	NONE	HRRC
8	WATERBURY TO TORRINGTON (NAUGATUCK RAILROAD) RAILROAD MUSEUM OF NEW ENGLAND	CDOT	NAUG (SEASONAL SCENIC)	NAUG
9	1) WATERBURY TO BERLIN 2) SOUTHLINGTON TO PLAINVILLE	PAR	NONE	PAR
10	1) NEW HAVEN TO N. HAVEN/WALLINGFORD 2) N. HAVEN/WALLINGFORD TO MA STATE LINE (ENFIELD)	AMTRAK	AMTRAK	1) CSX 2) CSO
11	NEW HAVEN TO N. HAVEN	CSX	NONE	CSX
12	SUFFIELD TO WINDSOR LOCKS	CDOT	NONE	CSO
13	NORTH HAVEN TO DURHAM	TILCON	NONE	P&W
14	1) MIDDLETOWN TO MIDDLETOWN 2) DURHAM TO MIDDLETOWN 3) HARTFORD TO MIDDLETOWN 4) MIDDLETOWN TO PORTLAND	CDOT	NONE	P&W
15	BRANFORD TO N. BRANFORD	BSRR	NONE	BSRR
16	OLD SAYBROOK TO HADDAM (ESSEX STEAM TRAIN)	CDEP	VRR (SEASONAL SCENIC)	NONE
17	NEW LONDON TO MA STATE LINE (STAFFORD)	NECR	NONE	NECR
18	1) GROTON TO MA STATE LINE (THOMPSON) 2) GROTON TO OLD GROTON (GROTON) 3) NEW HAVEN TO BELLE DOCK (NEW HAVEN) 4) PLAINFIELD TO SPRAGUE	P&W	NONE	P&W
19	1) HARTFORD TO WINDSOR 2) S. WINDSOR TO MA STATE LINE (ENFIELD)	CDOT	NONE	CNZR
20	1) E. HARTFORD TO S. WINDSOR 2) HARTFORD TO MANCHESTER 3) WINDSOR LOCKS TO SUFFIELD 4) HARTFORD TO HARTFORD	CSO	NONE	CSO
21	1) WINDHAM TO SPRAGUE 2) PLAINFIELD TO PLAINFIELD 3) WINDHAM TO COLUMBIA	CDOT	NONE	P&W
22	STRAITFORD	APU	NONE	CSX
23	TERRYVILLE	STR	NONE	STR
24	TERRYVILLE	CITY OF BRISTOL	NONE	STR

NAME ABBREVIATIONS			
APU	AMERICAN PREMIER UNDERWRITERS	GTI	GUILFORD TRANSPORTATION INDUSTRIES
AMTRAK	NATIONAL RAILROAD PASSENGER CORPORATION	HRRC	HOUSATONIC RAILROAD COMPANY
B&M	BOSTON & MAINE CORPORATION	MNR	METRO-NORTH RAILROAD COMPANY
BSRR	BRANFORD STEAM RAILROAD	NAUG	NAUGATUCK RAILROAD COMPANY
CDEP	CONNECTICUT DEPARTMENT OF ENVIRONMENTAL PROTECTION	NECR	NEW ENGLAND CENTRAL RAILROAD (FORMERLY CENTRAL VT)
CDOT	CONNECTICUT DEPARTMENT OF TRANSPORTATION	PAR	PAN AM RAILWAYS
CNZR	CENTRAL NEW ENGLAND RAILROAD	P&W	PROVIDENCE & WORCESTER RAILROAD COMPANY
CSO	CONNECTICUT SOUTHERN RAILROAD	STR	SPRINGFIELD TERMINAL RAILROAD
CSX	CSX CORPORATION	TILCON	TILCON CONNECTICUT, INC.
CT	CONNECTICUT	VRR	VALLEY RAILROAD COMPANY


LEGEND	
ACQ'D	ACQUIRED
AGR	AGREEMENT NUMBER
LANDBANKED	R.O.W. W/RAIL REMOVED. PURCHASED FOR FUTURE TRANSPORTATION PURPOSES
NO.	CDOT ACQ FILE NUMBER
NIS	NOT IN SERVICE
R.O.W.	RIGHT-OF-WAY
RAILBANKED	R.O.W. W/RAIL IN PLACE. PURCHASED FOR FUTURE TRANSPORTATION PURPOSES

RJB 10-06
LAL 10-06







2007 CONNECTICUT RAIL TRANSPORTATION OWNERSHIP AND SERVICE



CONNECTICUT DEPT. OF TRANSPORTATION
BUREAU OF PUBLIC TRANSPORTATION
OFFICE OF RAIL
AS OF OCTOBER 2006

SCALE IN MILES
10 0 3.5 7.0